

Analyzing Online Media Platforms for Hacktivist Group Organization and Proliferation

Completed paper

Quincy Taylor

Brigham Young University
quincy.taylor8@gmail.com

Derek L. Hansen

Brigham Young University
dlhansen@byu.edu

Hridoy Sankar Dutta

University of Cambridge
<hsd30@cam.ac.uk>

Justin Scott Giboney

Brigham Young University
justin_giboney@byu.edu

ABSTRACT

Technology assists communication and coordination. Social media platforms increase the reach of individuals, but also increase the need to demand attention. Hacktivist groups thrive on attention. This research seeks to understand how hacktivists gain attention by following the Telegram messages of one hacktivist group. We look at the content and focus of messages to the group and monitor how members respond through views, reactions, and forwards. We found that topics on nationalism, military, cyber increased user activity as well as whether a link, photo, webpage, or document was present in the message.

Keywords

Hacktivism, social media, communication technology.

INTRODUCTION

On 5 July 1993, *The New Yorker* published a cartoon with the caption “On the Internet, nobody knows you’re a dog.” The phrase humorously observed the anonymity of the internet. The anonymity and lack of censorship online provides the perfect environment for hacker activists to

pursue social change. The origin of the term “hacktivist” is contested, but recently it has become more common in discussions of geo-political movements and the cyber threat landscape. The expansive reach and democratic access to social media has empowered groups to organize and develop messaging to specifically fit an online audience. As social media has become ubiquitous, the reputation and use of messaging applications have become mainstream. Due to a self-professed focus on privacy, platforms like Telegram have become the norm for hosting hacktivist communities. For hacktivists, the line between privacy and publicity is fine. The platforms utilized should emphasize privacy for the users and contributors, while guaranteeing easy access to the messaging that is published. The goal of hacktivist groups is to propagate the ideology and gain a following to maximize impact.



Figure 1. Cartoon from The New Yorker Published 5 July 1993

This study will analyze data collected from a channel from the online messaging platform, Telegram, utilized by members of a hacktivist group to understand techniques used to propagate messages within the community. In order to maintain privacy and minimize retaliation from the

researched group, the specific identity of the hacktivist group and related identifiers have been anonymized in this study.

Research Problem

As platforms published predictions for the 2023 trends in cybersecurity, hacktivism emerged as an area of dynamic growth. The technology news outlet, Wired, noted a rise in hacktivism in 2022 (Burgess, 2022). This rise was attributed to the geo-political shifts that were fueled by disinformation campaigns and online movements. This research seeks to contribute a small part to this broader trend in cybersecurity.

This research will assume that the greater engagement through views, forwards, and reactions received by hacktivists groups online indicates success in propelling the claims and messaging of the group. This analysis is important because the questions can lead to a better understanding of the messages and identifying important features.

Research Question: What message factors lead to increased engagement in hacktivist Telegram channels?

This question can be broken down to two sub-questions:

- 1) How does the inclusion of attached data effect the engagement of the message?

This question is designed to determine how messages with attached content such as images, documents/videos, and website links effect the engagement level after publication. Engagement through forwards, views, and reactions can detect used if the message is viral or resonating with the audience. In order to address this question, messages are classified based on the raw message input based on the presence of the external attachments. A Boolean indicator was used to indicate the presence of each of these categories. Messages include different categories of attachment in

Telegram. By identifying the categories of messages, these messages can be personalized to the user's exact interests and it can improve the user experience of end users.

- 2) How does the textual content of a Telegram message impact the engagement of the audience?

Messages with different topics can be identified using a Boolean indicator. This research determined if the textual content of the message and the topics demonstrated have an impact of the engagement it receives from the overall audience.

Naturally, the textual content that is expected to be key to categorizing the messages and detect ideological values of the group. In order to experiment on this idea, the textual content extracted from the channel is used to determine key topics and then the resulting words are treated as indicators of the topic in each message. The classification of the messages was then analyzed to see if the topic would be a predictor of the engagement received by the message. The effect of textual content analysis on the engagement of the message is illustrated in Section 5. This study uses statistical analysis on messages from a sample channel to find out any potential relationship between topic and audience engagement.

Contributions

Data-driven cybersecurity leverages the expansive amount of publicly available data, or big data, to make security decisions and develop meaningful intelligence about cyber actors and their targets. Previous work has been done to apply techniques of data-driven cybersecurity to the world of hacktivist cybercrime. This study will expand on previous work by utilizing data from Telegram to understand the factors that lead to propagation of hacktivist ideologies.

Previous research tracking the public messages of hacktivist groups has narrowly analyzed the messages on technical forums or other social media platforms. Similarly, this research will center around Telegram and specific channels associated with a prolific hacktivist group. This research will analyze the content of messages and the metadata associated with the messages posted in public Telegram channels. The research will provide an understanding of the characteristics of a viral or popular message in a hacktivist group case study.

This research is important because the messaging from hacktivist groups provides us direct insight into the contact hacktivist groups have with their audience. As observed by the popular XKCD comic, hacktivists are highly impacted by the messaging that surrounds them. By understanding how they reach their audience, analysts and commentators are empowered to scale their expectations associated with the activity.



Figure 2. XKCD Comic "CIA"

BACKGROUND AND RELATED WORK

A variety of studies exists on maximizing social media engagement, the purpose of Telegram, and the broader use of online platforms by hacktivists. This section will analyze recent research coalescing in this study.

Why Hacktivism?

Hacktivism is ideologically fueled hacking groups with the motivation and goal of activism often through disruption. Despite stereotypically being associated with rudimentary tactics, techniques, and procedures (TTPs), hacktivists are nevertheless actors that influence the cyber threat horizon. The claims and efforts made by hacktivists can often lead to loss of availability or reputational damage for their targets. Hacktivist groups have been overlooked as serious threat actors, because they fail to mature and reach the necessary technical capacity of advanced persistent threats (APT) or cybercriminal groups (Djavaherian, 2022). The misalignment between the declared objectives of hacktivists and the measured impact of their actions causes these groups to be dependent on social influence for ideology propagation.

As noted in *Anonymity, fidelity to law, and digital Civil disobedience*, researcher Loh (2022) emphasizes how hacktivist's value the anonymity of the individual. The article specifically analyzes the effects of their anonymity on the legal status of hacktivist protests. The methods of protests selected in the work meet the criteria of digitality, publicity, nonviolence, and illegality. The protests specifically addressed include DDoS actions, website defacement, leaking, and copyright infringement (Loh, 2022). An important element of the article is the argument that a hacktivists emphasis on anonymity suggests their unwillingness to accept the legal consequences of the action therefore disqualifying them from a characterization as social activists. The reality of anonymity amongst hacktivists requires researchers to find alternative means to understand the activity and motivations of these groups. This study aims to contribute a small point to this broad and expanding conversation as hacktivism grows in popularity and potential impact.

The influence of social media has expanded, which allows greater access to data sources by which to study hacktivist groups. Public posts provide a wealth of information directly from the

individuals researched. For example, research has been completed address the identification of key cybercriminals through their participation in Internet Relay Chat (IRC) communities (Benjamin et al., 2016). This data-driven approach to assessing the activity of hacktivist is intended to better understand these anonymous and often allusive communities. Similar to previous work, this study will utilize public messages from self-identified hacktivists to understand better how to achieve increased engagement from their specific audience.

Why Telegram?

Telegram was created in 2013 Pavel and Nikoli Durov after leaving the social media platform VKontakte when it was acquired by the company Mail.ru Group in 2014 (Kiselyova, 2014). Telegram has repeatedly emphasized the security of the platform Telegram is increasingly popular worldwide. Statista reported that in November 2022, Telegram had over 700 million active users globally (Telegram Messenger, 2022). This number is distributed around the world with the largest populations of Telegram use by geography respectively being India, Russia, the United States, Indonesia, and Brazil (AppMagic, 2022). In many of these states, Telegram has become a full-fledged media platform rather than a simple messaging application. Past research has pointed to Telegram being a source of news and information in Russia and Belarus and also “a means of communication and self-organization in a political crisis” (Bykov, 2021). As the population of use and criticality of information increases, it is clear that Telegram plays a role in the flow of information around the world and the modern digital environment.

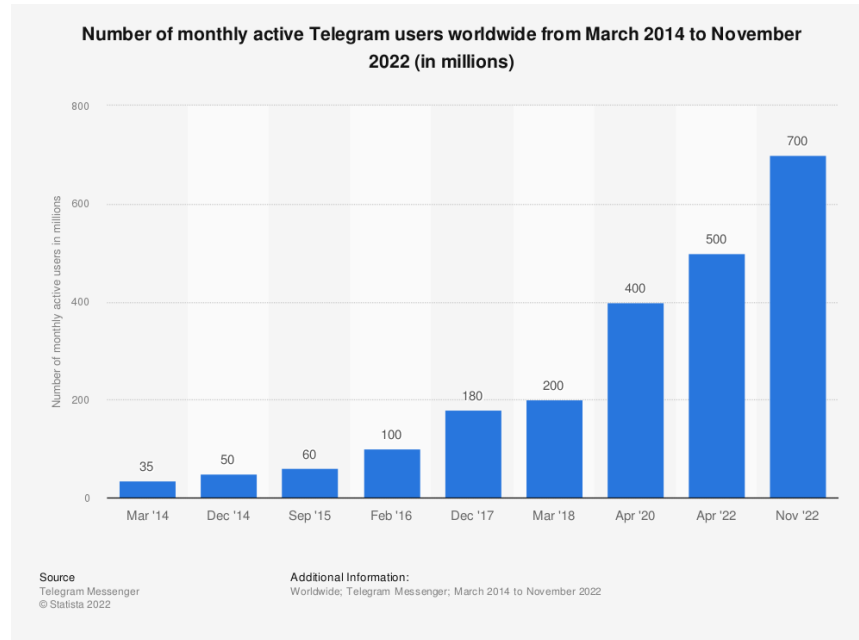


Figure 3. Overall Growth of Telegram from Launch to November 2022 (Statista)

Telegram has marketed itself as emphasizing privacy, though this has been contested because end-to-end encryption is not automatically enabled in the application. Nevertheless, the privacy claim may have led to the vast popularity of the platform. In 2021, *The Economist* magazine noted a sharp increase in membership for Telegram and Signal attributed user concerns for a new privacy policy by the Facebook owned company, WhatsApp (What are Signal and Telegram?, 2021). This announcement likely triggered users to look for alternatives thus creating a sharp increase in installations of the application as illustrated in Figure 4 (Sensor Tower, 2021). This event and its resultant effects demonstrate that the popularity of platforms like Telegram may reflect user interests in anonymity and privacy. The hacktivist value on anonymity is fulfilled through messaging platforms like Telegram.

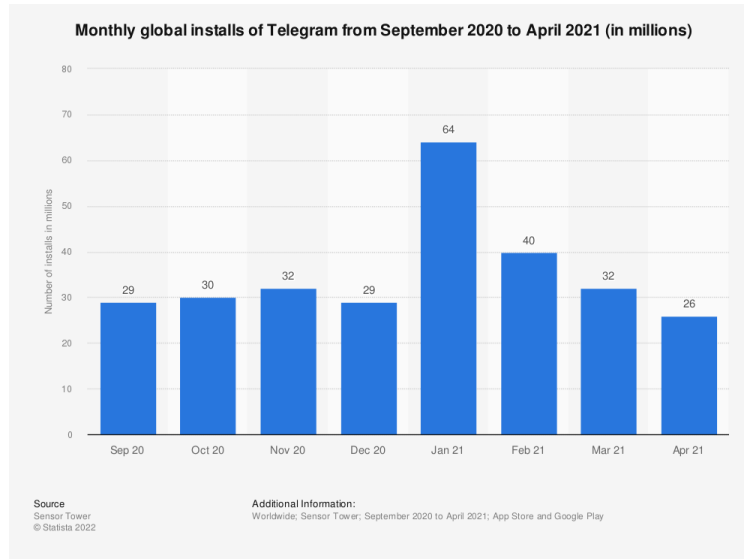


Figure 4. Global Installations of Telegram from September 2020 to April 2021

The functionalities of Telegram include live text, file sharing (video, image, etc.), and channels. Channels facilitate communication to a large audience by providing the ability to broadcast public messages which aligns it with the communication flow prescribed by hacktivist groups. The administration of a channel is restricted to a limited group which includes the ability to post messages. There is no limitation to the number of subscribers that can follow the channel. Messages can be forwarded to a different user or channel. The functionality of forwarding is similar to retweeting through Twitter. Nevertheless, Telegram's features stand distinct from other micro-blogging platforms, like Twitter, due to the Telegram's ability to forward to a specific group/channel (Dargahi Nobari, 2021).

How to Increase Engagement?

Telegram differs from other messaging platforms because users are not limited to two-way communication (Dargahi Nobari et al., 2017). Compared to groups, channels provide a level of anonymity to the user by limiting communication to broadcast messages by an administrator. The

individual anonymity and one-way communication empowers individuals to congregate online, while maintaining a level of privacy. Based on this structure, previous studies have defined a viral message as one which is distributed by the audience of a channel to other users or different groups. Expanding on this definition of a viral message, this study measures engagement with a Telegram message as a combination of views, reactions, and forwards. Instead of deriving virality from views as seen in Nobari (2021), this study will measure the distribution of the messages through the forwarding functionality embedded in the Telegram application.

The study of identifying key hackers was addressed in previous work which used a regression model to develop a metric of reputation in hacker forums (Benjamin & Chen, 2012). Many of the same metrics including message length and number of attachments are used in this research. Additionally, the use of a regression model to predict important factors influencing overall engagement was inspired by this 2012 study. In *Analysis of Telegram, An Instant Messaging Service* features of Telegram messages were used to detect advertisement messages and spam. The study concluded that topical linking was key to finding new members and PageRank did not detect the popularity of channels in Telegram. Some of the features identified in that study were used as features in this research including message length, message forwards, and the inclusion of links (Dargahi Nobari et al., 2017). Therefore, the feature or dependent variables used in the regression model for engagement amongst the hacktivist channel have a basis in work related to message virality and advertising as well as key hacker identification.

METHODOLOGY

Scrapers are open-source tools that retrieve and store the data and metadata associated with a site. A python script using the Telethon Library was used to scrape the messages from Telegram. The data was saved to a CSV file for analysis and review. The message content and metadata, including

date, reactions, forwards, media, views, and replies were collected and stored in a CSV for analysis. The data is available publicly and open to access, therefore use of scrapers is not an ethical concern.

The dataset is a collection of public messages from a channel self-identified with a hacktivist group with over an estimated 100,000 subscribers. Data was collected in early 2023. The dataset includes messages from 10 months of activity in the channel with an estimated 3,000 public messages. This period was selected because it represented an overall plateau of channel growth after extreme shifts. The channel has public content that can be accessed by all subscribers without restriction. Throughout the dataset, there are examples of message with a variety of combinations of textual content, photos, media, and links to external sites. For example, there are instances where an image is posted without textual content associated with it or that is just an image, but it only has reactions and views no content. Instances in which posts containing null values due to channel actions, such as pinning posts, rather than message posts were excluded.

Naturally, views consistently outnumber reactions and forwards on a message. This pattern is intuitive because readers can browse the channel increasing the view count without exercising further engagement through reactions and forwarding. Reactions demonstrate a viewer's individual opinion or acknowledgement of the message while maintaining a sense of anonymity. Lastly, forwards involve a reader's propagation of the message beyond the individual. The use of the forward functionality indicates the highest level of engagement, because it could be used to propagate the message beyond the channel membership. The act of forwarding a message demonstrates the viewer level of involvement with the content because they are sharing it with others.

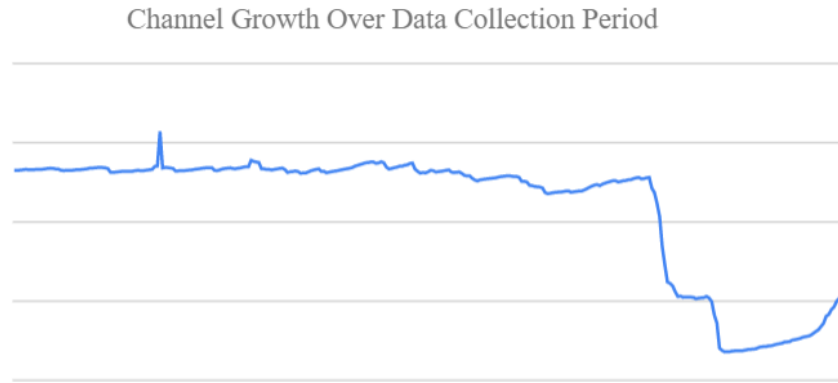


Figure 5. Channel Growth

Topic Identification

The data sourced from Telegram was stored in a CSV file for convenient organization and access. In order to gain a better understanding of the content of the messages, the content was uniformly translated to English using the Google Translate function built into Google Sheets. The character length of the content was extracted and the value stored. The links included in the content of the message was extracted. Topic modeling was performed using Latent Dirichlet Allocation (LDA) to identify themes within the messages. The model implemented through Python applied LDA to the collected messages and split them into topics. To facilitate clean analysis, pre-processing the data was necessary.¹ Removing duplicates, URLs, and extraneous punctuation was the first step

¹ Many methodologies can be used to process the data. The particular methodology employed in this study can be found at <https://www.kaggle.com/code/sreejiths0/efficient-tweet-preprocessing/notebook> and <https://towardsdatascience.com/topic-modeling-and-latent-dirichlet-allocation-in-python-9bf156893c24>

of the data processing. To further break down the content of the messages, tokenization allowed for the removal of words 3 characters or less and commonly used words in English called stopwords. The results were then lemmatized and stemmed which is the process by which words are standardized by tense and person and then reduced to their root form. The gensim² and nltk³ libraries facilitated the cleaning of the message text associated with the Hacktivist group. The resulting text can then be used to create a dictionary which connects words with the count of their frequency in the set. That dictionary was then used to filter out extremes. Models were then generated to gain a better understanding of what topic is important in reference to the hacktivist group. Words identified by the models were used to identify messages for categorization into three topics. The topics are not mutually exclusive, so some messages may be categorized in more than one topic. Based on the results, three topics were identified as independent indicators. The terms identified with the various topics were used as features of the message in the regression model.

Data Analysis

To measure the effects of the independent variables on the expected metrics of engagement (dependent), we performed a mixed linear regression using R. It was necessary to accommodate for the power log distribution by adding 1 and taking the natural log of the values of forwards, reactions, and views. The independent dichotomous variables included: the three topic models,

² Gensim is a Python library used for topic modelling. Additional information on this group can be found at <https://radimrehurek.com/gensim/>

³ NLTK is a Python program that utilizes language data to perform natural language processing. Additional information on this group can be found at <https://www.nltk.org/>

presence of links, webpage, photo, document, and the continuous variables, length, views, and user count. We ran a regression model for each independent variable. Values with a p-value of less than 0.001 were highlighted in each model as having statistical significance. The adjusted r-squared value was also a result in the statistical analysis to determine the variance in the dependent variables that would be predicted by the independent variables.

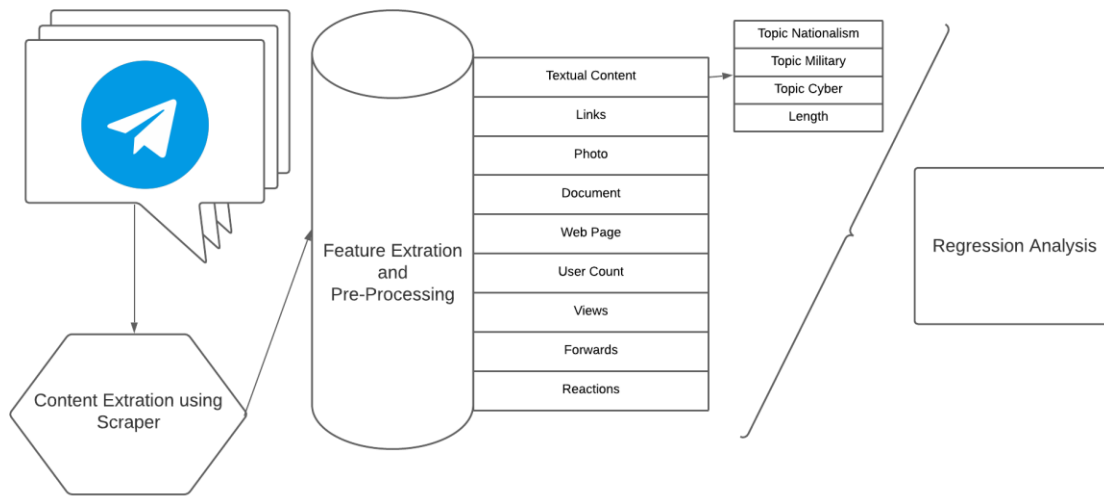


Figure 6. Project Design Diagram

RESULTS

Overview

The scraper used to retrieve data from the messages on Telegram (Appendix A) allows the researcher to specify the data extracted into a CSV file. The resulting data was then processed to obtain dichotomous variables as previously outlined in Section 5. Table ## shows the resulting variables after processing and the percentage of the total message count. The variables were used in the regression analyses with the exception of the full Text Content.

Value	Description	Type
Textual Content	The full text of the Telegram messages scraped including internal links and emojis. The messages were then translated into English to allow for universal analysis.	Text
Topic 1	Messages containing words identified using basic topic modelling indicated as a dichotomous value. The group of words has been labelled Nationalism due to their focus on nation, state, and governance.	Boolean
Topic 2	Messages containing words identified using basic topic modelling indicated as a dichotomous value. The group of words has been labelled Military.	Boolean
Topic 3	Messages containing words identified using basic topic modelling indicated as a dichotomous value. The group of words has been labelled Cyber due to their focus on technical terms and other terms associated with known hacktivist groups.	Boolean
Link Present	This is a dichotomous value indicating if there were links (external or other Telegram channels) included in the messages.	Boolean
Photo	The dichotomous value indicating if a photo was embedded in the message.	Boolean
Document	The dichotomous value indicating the presence of a document in the message.	Boolean
Web Page	The dichotomous value indicating the presence of an embedded web page in the message.	Boolean
User Count	Number of channel subscribers/users at the time of the message post. This value will help account for the overall popularity of the channel as indicated by subscribers.	Numeric
Views	This value serves as both an independent and dependent variable. Views are tracked by Telegram by incrementing the count when a device visits the message daily. The counter is not incremented if visited more than once a day, but is incremented if visited another day.	Numeric
Length	Character length of the textual content in the post.	Numeric

Table 1. Message Features, Associated Descriptions and Value Types

Fig. 7-9 illustrates the distribution of the views, reactions, and forwards. Like most online content, the distribution of the views, reactions, and forwards follow a power law distribution. This logarithmic distribution required correction for the regression analysis. Note that an outlier was

excluded from Fig 9 (Distribution of Reactions). The outlier was a value 13x larger than the next highest value (qualitative analysis in the Discussion). This outlier was excluded to facilitate a more precise analysis.

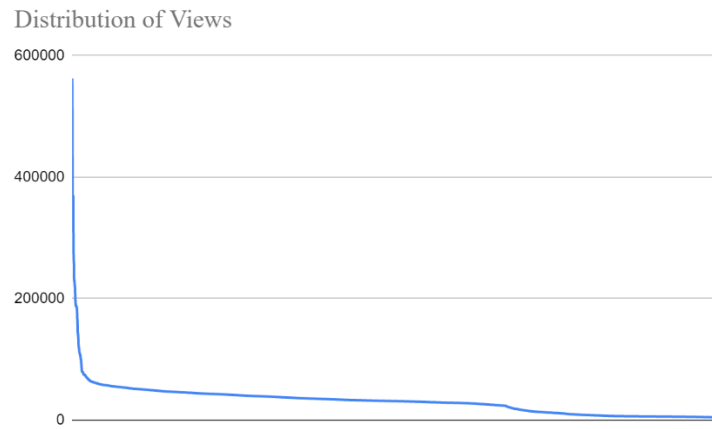


Figure 7. Views Distribution

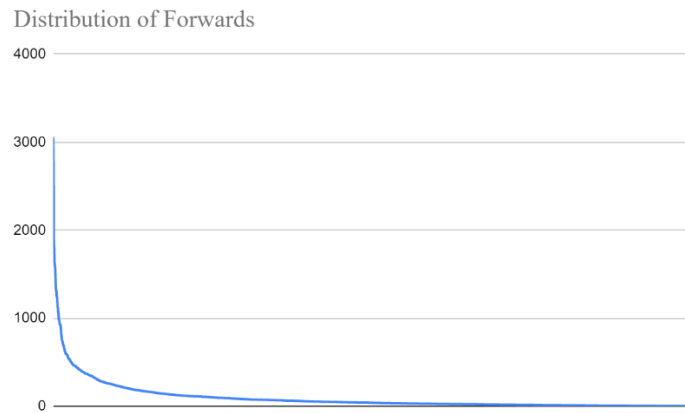


Figure 8. Forwards Distribution

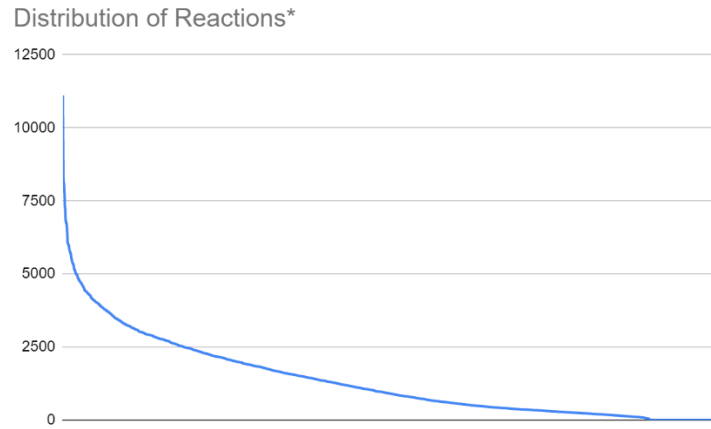


Figure 9. Reactions Distribution

***Note that an outlier was excluded from the distribution**

Regression Analysis

A regression analysis for each of the three dependent variables, forwards, reactions, and views, determined which independent features had a significant statistical impact. The values for views, reactions, and forwards were logged due to the power law distribution common with online data. The regression model below was used for the three dependent variables. Naturally, the regression model for views excluded the views metric as a feature.

$$\begin{aligned} \text{Dependent} = & \beta_1 \text{Nationalism} + \beta_2 \text{Military} + \beta_3 \text{Cyber} + \beta_4 \text{Link} + \beta_5 \text{Photo} \\ & + \beta_6 \text{Webpage} + \beta_7 \text{Document} + \beta_8 \text{UserCount} + \beta_9 \text{Length} + \beta_9 \text{Views} + \varepsilon \end{aligned}$$

The results of the regression analyses can be found in APPENDIX B. The forwards regression model determined that views, user count, nationalism topic, military topic, length, photo, webpage, and document were all significant features with a p value less than 0.001. Link was also significant though the p-value was higher with less than 0.01. The topic cyber was the only feature not found to be significant to the increase of views. The reaction regression model required all features

significant with the exception of length with a p value of 0.1. Note that the cyber topic was only significant to a p-value of 0.01. The views regression analysis resulted in fewer significant features. The only feature that was significant with a p-value less than 0.001 was the user count. The topic cyber also appeared as a potentially significant factor, but much lower with a p-value less than 0.01. The table includes the coefficient estimates for each engagement metric given individual independent factors. The percent difference excluding the log is indicated in parentheses.

	Views	Reactions	Forwards
Topic Nationalism	-0.045 (-4.44%)	0.151 (16.33%) ***	0.084 (8.74%) ***
Topic Military	-0.165 (-15.25%)	0.069 (7.24%) ***	0.069 (7.18%) ***
Topic Cyber	0.057 (5.88%) *	0.152 (16.39%) ***	0.0732 (7.60%)
Link Present	-0.034 (-3.37%)	0.146 (15.77%) ***	0.039 (3.95%) **
Photo	-0.066 (-6.34%)	-0.290 (-25.14%) ***	0.106 (11.23%) ***
Webpage	0.015 (1.48%)	0.044 (4.54%) ***	-0.048 (-4.64%) ***
Document	-0.056 (-5.43%)	0.044 (4.49%) ***	0.188 (20.70%) ***
User Count	0.775 (117.15%) ***	0.318 (37.41%) ***	0.370 (44.76%) ***
Length (per 100)	-0.045 (-4.38%)	0.148 (15.97%)	0.122 (13.01%) ***
Views	-	0.373 (45.19%) ***	0.467 (59.49%) ***
Adjusted R-Squared	0.2467	0.2491	0.3551

Table 2. Result of the Regression Analysis with Significance Indicators

The coefficient estimate for length is based on the increases for one character. The percentage calculation was determined by scaling it for each 100 characters. In these regression models, the adjusted R-Squared metric indicates the proportion of variance in forwards, views, and reactions that can be explained by the message features. The values produced by the models were all below 0.5 which indicates the data and the regression model did particularly well fit. The values indicate that only a small amount of the variance can be predicted based on the outlined features.

DISCUSSION

Regression Overview

Views require the least amount of user engagement, because this value is automatically incremented when individuals browse the message. The significant feature to predict views was user count according to the regression model. Intuitively, the number of users in the channel will influence those actively viewing the posts. The views model had the lowest r-squared value which further demonstrates the limits of the model to predict views based on past patterns. As the channel grows and more users frequent the channel, there should be an increased number of views.

The reactions regression analysis produced nine statistically significant features. Notably the inclusion of the theme's nationalism, military, and cyber in the text content of the message has a 16.33%, 7.24%, and 16.39% more reactions respectively than messages that do not display those themes. For a hacktivist channel, these themes are naturally the heart of their ideological messaging. Telegram channels allow people to congregate online around a subject or ideology that elicits emotional or intellectual responses. Reactions provide the opportunity for individuals to display their opinion or feelings surrounding a comment while maintaining a discrete level of anonymity. These topics which could be considered controversial or polarizing provide the substance necessary to provoke a reaction may that be positive or negative. Reactions are also impacted by attachments to the message such as embedded web page, document, or photo. The results of the analysis show that the inclusion of a photo has a -25.14% impact, which indicates that photos tend to solicit fewer reactions than those without photos.

Reactions provide an acknowledgment in control of the viewer. A message was identified with a reaction count 13x the value of the next highest value. This outlier represented a message that encouraged users to use reactions to identify their opinion in previously determined categories

identified in the message content. This call for engagement from the members of the channel lead to a high reaction to view percentage of 57%. The nature of the message did not specify the selection of a single reaction; therefore, it is likely that those responding utilized more than one reaction inflating the reaction count to the views

The forwards model had the highest adjusted R-squared value with 0.3351. Though this value indicates a low level of model fitness, it is notably the highest out of the three dependent variables. Both forwards and reactions are served by the length of the textual content of the message. Perhaps as the message increases in length, the messages are or are perceived to be more substantive leading to more individual action on the part of the viewer. The length is a continuous variable increasing the length of the message by 100 characters the forwards will be increased by 13.01%. A major feature for increasing the number of forwards was the inclusion of a document feature. Members are more likely to share through the means of forwarding when an external document or video is included in the message.

Though the R-squared values reflect the limitation of the regression models, there are statistically significant features that incite greater engagement from subscribers to the hacktivist channel. In future research, it would benefit the analysis to provide a control channel to recognize if there are differences in activity because of the hacktivist nature of the channel itself. Nevertheless, the features identified provide insights into the components of the messages that increase audience engagement.

CONCLUSION AND FUTURE WORK

The purpose of this research was to understand the features in Telegram messages that correlate with the most engagement from their audience. From the research, it was determined that factors that influence engagement are varied.

Project Contributions

Understanding the factors that influence engagement in social media channels affects individuals looking to expand their power online. For hacktivists, their perceived influence online is a major component of their overall power and success. The contribution of this research is to identify the factors that in fact increase engagement.

This project has identified the following factors as key influences for the increased engagement for a message:

- The topic of the message matters. Intuitively, messages that heralded an explicit topic, specifically those analyzed, led to greater engagement compared to messages that did not demonstrate a clear message or did not include textual content.
- Length leads to more active engagement from the audience through forwards and reactions.

The results of this study could be used in an explicit attempt to increase engagement on Telegram channels with a similar audience and goal as hacktivist channels.

Future Work

Further research could consider the growth of the channel over time. A potential research question could be how does the content of the messages effect the growth of the channel categorized by the increase in subscribers? This analysis would take into consideration the relationship between the

channel's overall popularity as indicated by the number of its subscribers, and activity, the average number of messages published daily. By using the message dates and channel growth rate as tracked by a platform such as TGStat.⁴

A major limitation to this study is the restricted sample to one Telegram channel associated with a single hacktivist group. In the future, the sample could be expanded to include more than one hacktivist group. A comparative study would allow for continuities and differences to be identified between the results. to determine if there are different techniques for different hacktivist groups.

A key limitation is the failure to study the sentiment of the messages. Other studies demonstrate that the sentiment of a message is crucial to detecting the intention of the message (Paltoglou, 2016). Consequently, an analysis of the sentiment of each message is a crucial consideration for further study.

REFERENCES

- AppMagic. (September 30, 2022). Number of Telegram app downloads worldwide from January to August 2022, by country (in millions) [Graph]. In *Statista*. Retrieved March 04, 2023, from <https://www-statista-com.byu.idm.oclc.org/statistics/1336855/telegram-downloads-by-country/?locale=en>
- Burgess, M. (2022, December 27). *Hacktivism is back and messier than ever*. Wired. Retrieved March 3, 2023, from <https://www.wired.com/story/hacktivism-russia-ukraine-ddos/>
- Bykov, I. A, M. V. Medvedeva and A. A. Hradziushka, "Anonymous Communication Strategy in Telegram: Toward Comparative Analysis of Russia and Belarus," *2021 Communication Strategies in Digital Society Seminar (ComSDS)*, St. Petersburg, Russia, 2021, pp. 14-17, doi: 10.1109/ComSDS52473.2021.9422858.

⁴ TGStat is a service that allows companies and researchers understand Telegram channels and groups by tracking posts. <https://tgstat.com/>

- Djavaherian, B. (2022) THE THREAT IS STRONGER THAN THE EXECUTION: REALITIES OF HACKTIVISM IN THE 2020S. Mandiant.
- Kiselyova, M. (2014, September 16). *Russia's mail.ru ends vkontakte dispute with \$1.5 billion deal*. Reuters. Retrieved March 2, 2023, from <https://www.reuters.com/article/us-russia-mail-ru-group-vkontakte/russias-mail-ru-ends-vkontakte-dispute-with-1-5-billion-deal-idINKBN0HB19720140916>
- Loh, W. (2022). Anonymity, fidelity to law, and digital Civil disobedience. *Philosophy & Social Criticism*, 0(0). <https://doi.org/10.1177/01914537211072886>
- Sensor Tower. (May 13, 2021). Monthly global installs of Telegram from September 2020 to April 2021 (in millions) [Graph]. In *Statista*. Retrieved March 03, 2023, from <https://www-statista-com.byu.idm.oclc.org/statistics/1239528/monthly-global-installs-of-telegram/>
- Sutikno, T.; Handayani, L.; Stiawan, D.; Riyadi, M. A.; and Subroto, I. M. I. 2016. Whatsapp, viber and telegram: Which is the best for instant messaging? *International Journal of Electrical & Computer Engineering* (2088-8708)6(3).
- Telegram Messenger. (November 7, 2022). Number of monthly active Telegram users worldwide from March 2014 to November 2022 (in millions) [Graph]. In *Statista*. Retrieved March 03, 2023, from <https://www-statista-com.byu.idm.oclc.org/statistics/234038/telegram-messenger-mau-users/>
- What are Signal and Telegram? (2021, January 27). *The Economist*. Retrieved 2023.